



GERMANY

PLAU AM SEE

MECKLENBURG-WEST

Explore green countryside and beautiful waterways!

A quiet region with numerous cruises across lakes surrounded by rich flora and fauna.

FROM LÜBZ



Lübz is a small town with its town centre dating back to the middle age. It's also a great starting point for navigating the area from Mecklenburg to Brandenburg through 15,000 hectares of forests and across 33 lakes covering over 54 km².

The district of Lübz enjoys the most beautiful countryside in this region of Germany.

The river Elde is navigable for 180 km and has only 17 locks. In only five hours it is possible to reach Lake Plauer - one of the largest lakes in the region. On the northern banks there is a nature reserve of 300 hectares and a paradise for those who love nature and bird life.






EVEN MORE COMFORT ONBOARD!

The whole fleet of Lübz benefit from special equipment such as: stem propeller, quay plug 220 volts, radio / CD / MP3, bathing ladders.



DON'T MISS

	PLAU: castle with tower SCHWERIN: castle with gardens, 18 th century market square, half-timbered and gabled houses from the end of the 17 th century MALCHOW: town mill
	MÜRITZ NATIONAL PARK: 322 km ² of forests, lakes and marshes and the largest lake in Germany with more than 150 species of birds. WAREN: Müritzeum aquarium BÄRENWALD MÜRITZ: a bear protection scheme in the forest
	Swimming in the clear waters of the lake!








→ SCHWERIN



→ SCHWERIN Kletterwald



FOR NON-LICENCE HOLDERS
Extra 3 hours of instruction required at a cost of 50€ to be paid locally.

 Nicols base
   See p. 10
 Locks are open all season









← MALCHOW


→ MÜRITZ national park



→ MIROW



 **LÜBZ**
Schwerin (70 km).
 A24 Berlin (175 km),  16 > Parchim, A24 Hamburg (151 km)
 14 > Parchim.
 Parchim (15 km).
 Hamburg (180 km), Berlin (220 km).

 **ESTIVALE CONFORT SEDAN** Quattro® B
900 DP
N1000 | N1150 | N1160

DURATION	CRUISE	KM	LOCKS	HOURS
1 WEEK	A Lübz > Röbel > Lübz	84	8	17h30
	B Lübz > Schwerin > Lübz	149	8	26h30
	C Lübz > Dömitz > Lübz	97	13	19h30